

BILANT
30/06/2015


ACTIVITATEA DE INDEPLINIRE SI
SUSTINUTARE FINANCIARA
GENERALA A JUDETULUI
NUMERUL ANUAL 2015
pag.: 1 - lei -

| COD | DENUMIRE INDICATORI | SOLD LA INCEPUTUL PERIOADEI | SOLD LA SFARSITUL PERIOADEI |
|-------|--|-----------------------------------|-----------------------------------|
| 0100 | | | |
| 01003 | 1.Active fixe necorporale (ct.2030000+2050000+2060000+2080100+2080200+2330000-2800300-2800500-2800800-2900400-2900500-2900800-2930100*) | 127.822 | 141.652 |
| 01004 | 2.Instalatii tehnice, mijloace de transport, animale, plantatii, mobilier, aparatura birotica si alte active corporale (ct.2130100+2130200+2130300+2130400+2140000+2310000-2810300-2810400-2910300-2910400-2930200*) | 37.453.060 | 31.358.632 |
| 01005 | 3.Terenuri si cladiri (ct.2110100+2110200+2120000+2310000-2810100-2810200-2910100-2910200-2930200) | 215.617.395 | 220.762.252 |
| 01007 | 5.Active financiare necurente (investitii pe termen lung) peste un an (ct.2600100+2600200+2600300+2650000+2670201+2670202+2670203+2670204+2670205+2670208-2960101-2960102-2960103-2960200), din care: | 70.930 | 70.930 |
| 01008 | Titluri de participare (ct.2600100+2600200+2600300-2960101-2960102-2960103) | 70.930 | 70.930 |
| 01009 | 6.Creante necurente - sume ce urmeaza a fi incasate dupa o perioada mai mare de un an (ct.4110201+4110208+4130200+4280202+4610201+4610209-4910200-4960200) din care: | 5.942 | 765.561 |
| 0101 | | | |
| 01015 | 7.TOTAL ACTIVE NECURENTE (rd.03+04+05+06+07+09) | 253.275.149 | 253.099.027 |
| 01019 | 1.Stocuri (ct.3010000+3020100+3020200+3020300+3020400+3020500+3020600+3020700+3020800+3020900+3030100+3030200+3040100+3040200+3050100+3050200+3070000+3090000+3310000+3320000+3410000+3450000+3460000+3470000+3490000+3510100+3510200+3540100+3540500+3540600+3560000+3570000+3580000+3590000+3610000+3710000+3810000+/-3480000+/-3780000-3910000-3920100+3920200-3930000-3940100-3940500-3940600-3950100-3950200-3950300-3950400-3950600-3950700-3950800-3960000-3970000-3980000) | 6.310.117 | 6.377.679 |
| 0102 | IMPOZIT PE PROFIT | | |
| 01021 | Creante din operatiuni comerciale, avansuri si alte decontari (ct.2320000+2340000+4090101+4090102+4110101+4110108+4130100+4180000+4250000+4280102+4610101+4610109+4730109**+4810101+4810102+4810103+4810200+4810300+4810900+4820000+4830000+4890000-4910100-4960100+5120800) din care: | 975.754 | 909.324 |
| 01022 | Creante comerciale si avansuri (ct.2320000+2340000+4090101+4090102+4110101+4110108+4130100+4180000+4610101-4910100-4960100),din care: | 551.436 | 594.323 |
| 01023 | Creante bugetare (ct.4310100**+4310200**+4310300**+4310400**+4310500**+4310700**+4370100**+4370200**+4370300**+4420400+4420800**+4440000**+4460000**+4480200+4610102+4630000+4640000+4650100+4650200+4660401+4660402+4660500+4660900+4810101**+4810102**+4810103**+4810900**+4820000**-4970000), din care: | 15.266.818 | 17.343.940 |
| 01024 | Creantele bugetului general consolidat (ct.4630000+4640000+4650100+4650200+4660401+4660402+4660500+4660900-4970000) | 15.215.256 | 17.264.444 |

| COD | DENUMIRE INDICATORI | SOLD LA INCEPUTUL PERIOADEI | SOLD LA SFARSITUL PERIOADEI |
|--------|---|-----------------------------------|-----------------------------------|
| 01027 | Imprumuturi pe termen scurt acordate (ct.2670101+2670102+2670103+2670104+2670105+2670108+2670601+2670602+2670603+2670604+2670605+2670609+4680101+4680102+4680103+4680104+4680105+4680106+4680107+4680108+4680109+4690103+4690105+4690106+4690108+4690109) | | 12.000 |
| 0103 | | | |
| 01030 | Total creante curente (rd.21+23+25+27) | 16.242.572 | 18.265.264 |
| 01033 | Conturi la trezorerie, casa in lei. (ct.5100000+5120101+5120501+5130101+5130301+5130302+5140101+5140301+5140302+5150101+5150103+5150301 +5150500+5150600+5160101+5160301+5160302+5170101+5170301+5170302 +5200100+5210100+5210300+5230000+5250101+5250102+5250301+5250302 +5250400+5260000+5270000+5280000+5290101+5290201+5290301+5290400 +5290901+5310101+5500101+5520000+5550101+5550400+5570101+5580101 +5580201+5590101+5600101+5600300+5600401+5610100+5610300+5620101 +5620300+5620401+5710100+5710300+5710400+5740101+5740102+5740301 +5740302+5740400+5750100+5750300+5750400-7700000) | 2.325.603 | 7.120.647 |
| 010331 | Dobanda de incasat,alte valori,avansuri de trezorerie (ct.5180701+5320100+5320200+5320300+5320400+5320500+5320600+5320800+5420100) | 232.064 | 201.748 |
| 01035 | Conturi la institutii de credit, BNR, casa in valuta (ct.5110101+5110102+5120102+5120402+5120502+5130102+5130202+5140102+5140202+5150102+5150202+5150302+5160102+5160202+5170102+5170202+5290102+5290202+5290302+5290902+5310402+5410102+5410202+5500102+5550102+5550202+5570202+5580102+5580202+5580302+5580303+5590102+5590202+5600102+5600103+5600402+5620102+5620103+5620402) | 129.672 | 129.672 |
| 0104 | | | |
| 01040 | Total disponibilitati si alte valori (rd.33+33.1+35+35.1) | 2.687.339 | 7.452.067 |
| 01042 | 6.Cheltuieli in avans (ct.4710000) | 42 | |
| 01045 | 7.TOTAL ACTIVE CURENTE (rd.19+30+31+40+41+41.1+42) | 25.240.070 | 32.095.010 |
| 01046 | 8.TOTAL ACTIVE (rd.15+45) | 278.515.219 | 285.194.037 |
| 0105 | | | |
| 01052 | 1.Sume necurente - sume ce urmeaza a fi platite dupa o perioada mai mare de un an (ct.2690200+4010200+4030200+4040200+4050200+4280201+4620201+4620209+5090000), din care: | 133.205 | 135.206 |
| 01055 | 3.Provizioane (ct.1510201+1510202+1510203+1510204+1510208) | 2.781.727 | 1.447.943 |
| 01058 | TOTAL DATORII NECURENTE (rd.52+54+55) | 2.914.932 | 1.583.149 |
| 0106 | | | |
| 01060 | 1.Datorii comerciale, avansuri si alte decontari (ct.2690100+4010100+4030100+4040100+4050100+4080000+4190000+4620101+4620109+4730109+4810101+4810102+4810103+4810200+4810300+4810900+4820000+4830000+4890000+5090000+5120800), din care: | 59.501.713 | 3.046.029 |
| 01061 | Datorii comerciale si avansuri (ct.4010100+4030100+4040100+ | | |

| COD | DENUMIRE INDICATORI | SOLD LA INCEPUTUL PERIOADEI | SOLD LA SFARSITUL PERIOADEI |
|--------|---|-----------------------------|-----------------------------|
| 01062 | 4050100+4080000+4190000+4620101), din care: 2.Datorii catre bugete (ct.4310100+4310200+4310300+4310400+4310500+ 4310700+4370100+4370200+4370300+4400000+4410000+4420300+ 4420800+4440000+4460000+4480100+4550501+4550502+4550503+ 4620109+4670100+4670200+4670300+4670400+4670500+4670900+ 4730109+4810900+4820000),din care: | 6.946.277 | 3.045.013 |
| 010631 | Contributii sociale (ct.4310100+4310200+4310300+4310400+4310500+ 4310700+4370100+4370200+4370300) | 919.791 | 886.345 |
| 0107 | | 456.121 | 541.255 |
| 01070 | 4.Imprumuturi pe termen scurt-sume ce urmeaza a fi platite intr-o perioada de pana la un an (ct.5180601+5180603+5180604+5180605+5180606+ 5180608+5180609+5180800+5190101+5190102+5190103+5190104+ 5190105+5190106+5190107+5190108+5190109+5190110+5190180+ 5190190) | | 12.000 |
| 01072 | 6.Salariile angajatilor (ct.4210000+4230000+4260000+4270100+4270300+ 4280101) | 947.939 | 1.160.368 |
| 01073 | 7.Alte drepturi cuvenite altor categorii de persoane (pensii, indemnizatii de somaj, burse) (ct.4220100+4220200+4240000+4260000+4270200+ 4270300+4290000+4380000), din care: | 289.093 | 300.839 |
| 01074 | 8.Venituri in avans (ct.4720000) | 185.699 | 178.365 |
| 01075 | 9.Provizioane (ct.1510101+1510102+1510103+1510104+1510108) | | 12.243 |
| 01078 | 10.TOTAL DATORII CURENTE (rd.60+62+65+70+71+72+73+74+75) | 61.844.235 | 5.596.189 |
| 01079 | 11.TOTAL DATORII (rd.58+78) | 64.759.167 | 7.179.338 |
| 0108 | | | |
| 01080 | 12.ACTIVE NETE = TOTAL ACTIVE - TOTAL DATORII = CAPITALURI PROPRII (rd.80=rd.46-79=rd.90) | 213.756.052 | 278.014.699 |
| 01084 | 1.Rezerve, fonduri (ct.1000000+1010000+1020101+1020102+1030000+ 1040101+1040102+1050100+1050200+1050300+1050400+1050500+ 1060000+1320000+1330000+1390100) | 234.904.441 | 234.704.916 |
| 01085 | 2.Rezultatul reportat (ct.1170000-sold creditor) | 26.931.328 | 32.048.299 |
| 01086 | 3.Rezultat reportat (ct.1170000-sold debitor) | 3.331.761 | 482.790 |
| 01087 | 4.Rezultatul patrimonial al exercitiului (ct.1210000-sold creditor) | | 20.385.482 |
| 01088 | 5.Rezultatul patrimonial al exercitiului (ct.1210000- sold debitor) | 44.747.956 | 8.641.208 |
| 0109 | | | |
| 01090 | 6.TOTAL CAPITALURI PROPRII (rd.84+85-86+87-88) | 213.756.052 | 278.014.699 |

Conducatorul institutiei

Conducatorul compartimentului
financiar-contabil

CA

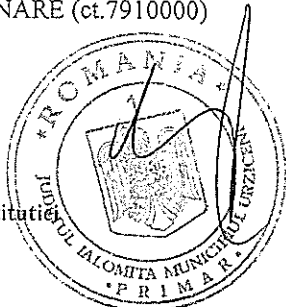
CONTUL DE REZULTAT PATRIMONIAL

30/06/2015

pag.: 1 - lei -

| COD | DENUMIRE INDICATORI | An precedent | An curent |
|-------|--|--------------|------------|
| 0200 | | | |
| 02002 | 1.Venituri din impozite, taxe, contributi de asigurari si alte venituri ale bugetelor (ct.7300100+7300200+7310100+7310200+7320100+7330000+7340000+7350100 + 7350200+7350300+7350400+7350500+7350600+7360100+7390000+7450100+7450200+7450300+7450400+7450500+7450900+7460100+7460200+7460300+7460900) | 17.968.256 | 22.628.025 |
| 02003 | 2.Venituri din activitati economice (ct.7210000+7220000+7510100+7510200+/-7090000) | 4.846.957 | 4.174.303 |
| 02004 | 3.Finantari, subventii, transferuri, alocatii bugetare cu destinatie speciala (ct.7510500+7710000+7720100+7720200+7740100+7740200+7750000+7760000+7780000+7790101+7790109) | 2.960.495 | 150.463 |
| 02005 | 4.Alte venituri operationale (ct.7140000+7180000+7500000++7510300+7510400+7810200+7810300+7810401+7810402+7770000) | 1.001.808 | 2.561.539 |
| 02006 | TOTAL VENITURI OPERATIONALE (rd.02+03+04+05) | 26.777.516 | 29.514.330 |
| 02008 | 1.Salarii si contributiile sociale aferente angajatilor (ct.6410000+6420000+6450100+6450200+6450300+6450400+6450500+6450600+6450800+6460000+6470000) | 26.997.618 | 11.993.109 |
| 02009 | 2.Subventii si transferuri (ct.6700000+6710000+6720000+6730000+6740000+6750000+6760000+6770000+6780000+6790000) | 731.375 | 402.468 |
| 0201 | | | |
| 02010 | 3.Stocuri, consumabile, lucrari si servicii executate de terti (ct.6010000+6020100+6020200+6020300+6020400+6020500+6020600+6020700+6020800+6020900+6030000+6060000+6070000+6080000+6090000+6100000+6110000+6120000+6130000+6140000+6220000+6230000+6240100+6240200+6260000+6270000+6280000+6290100) | 9.495.250 | 3.826.031 |
| 02011 | 4.Cheltuieli de capital, amortizari si provizioane (ct.6290200+6810100+6810200+6810300+6810401+6810402+6820101+6820109+6820200+6890100+6890200) | 5.524.240 | 933.846 |
| 02012 | 5. Alte cheltuieli operationale (ct.6350000+6540000+6580101+6580109) | 30.984 | 23.379 |
| 02013 | TOTAL CHELTUIELI OPERATIONALE (rd.08+09+10+11+12) | 42.779.467 | 17.178.833 |
| 02015 | - EXCEDENT (rd.06-rd.13) | | 20.379.888 |
| 02016 | - DEFICIT (rd.13-rd.06) | 16.001.951 | 8.044.391 |
| 02017 | IV.VENITURI FINANCIARE (ct.7630000+7640000+7650100+7650200+7660000+7670000+7680000+7690000+7860300+7860400) | | 8 |
| 0202 | | | |
| 02020 | - EXCEDENT (rd.17-rd.18) | | 8 |
| 02023 | - EXCEDENT (rd.15+20-16-21) | | 20.379.888 |
| 02024 | - DEFICIT (rd.16+21-15-20) | 16.001.951 | 8.044.383 |
| 02025 | VIII. VENITURI EXTRAORDINARE (ct.7910000) | 632 | 5.842 |
| 02028 | - EXCEDENT (rd.25-rd.26) | 632 | 5.842 |
| 0203 | | | |
| 02031 | - EXCEDENT (rd.23+28-24-29) | | 20.385.482 |
| 02032 | - DEFICIT (rd.24+29-23-28) | 16.001.319 | 8.044.135 |

Conducatorul institutiei



Conducatorul compartimentului
financiar-contabil


SITUATIA FLUXURILOR DE TREZORERIE

30/06/2015

pag.: 1 - lei -

| COD | DENUMIRE INDICATORI | Total | Casa in valuta | Alte disponibilitati |
|-------|---|---------|----------------|----------------------|
| 0401 | | | | |
| 04014 | V NUMERAR SI ECHIVALENT DE NUMERAR LA INCEPUTUL PERIOADEI | 129.672 | | 129.672 |
| 04017 | VI NUMERAR SI ECHIVALENT DE NUMERAR LA FINELE PERIOADEI(rd.13+14+15-16) | 129.672 | | 129.672 |

Conducatorul institutiei




Conducatorul compartimentului
financiar-contabil

I. PLATI RESTANTE
30/06/2015

pag. 1 - lei -

| DENUMIRE INDICATORI | COD | Sold la inceputul anului | Sold la finele perioadei | |
|---|-------|--------------------------------|--------------------------|--|
| | | | TOTAL | Din care: aferent sumelor angajate cu prevederi bugetare |
| PLATI RESTANTE-TOTAL (rd.150+300) din care: | 4000 | | | |
| -sub 30 de zile(rd.151+301) | 40001 | | 6.869 | 6.869 |
| - peste 30 de zile (rd.152+302) | 40002 | | 5.889 | 5.889 |
| | 40003 | | 980 | 980 |
| | 4015 | | | |
| PLATI RESTANTE - TOTAL SECTIUNEA DE FUNCTIONARE (rd.160+170+240+250+270+280+290) din care: | 40150 | | 6.869 | 6.869 |
| -sub 30 de zile(rd.161+171+241+251+271+281+291) | 40151 | | 5.889 | 5.889 |
| - peste 30 de zile (rd.162+172+242+252+272+282+292) | 40152 | | 980 | 980 |
| | 4016 | | | |
| Plati restante catre furnizori,creditori din operatii comerciale (ct.4010100,ct.4030100,ct.4620101,ct.4620109) | 40160 | | | |
| (rd.161+162+163+165+166) din care: | | | 6.869 | 6.869 |
| -sub 30 de zile | 40161 | | 5.889 | 5.889 |
| - peste 30 de zile | 40162 | | 980 | 980 |


Conducatorul institutiei

Conducatorul compartimentului
financiar contabil

| Capi- tol | Sub- capi- tol | Pa- ra- graf | Gru- pa / Titlu | Ar- ti- col | Ali- ne- at | Denumire indicator | Prevederi bugetare anuale aprobrate la finele perioadei de raportare | Prevederi bugetare trimestriale cumulate | Drepturi constatate | | | Incasari realizate | Stingeri pe alte cai decat incasari | Drepturi constatate de incasat |
|--------------|----------------------|--------------------|-----------------------|-------------------|-------------------|---|--|---|---------------------|------------------------|--------------------|-----------------------|---|--------------------------------------|
| | | | | | | | | | Total, din care: | din anii precedenti | din anul curent | | | |
| A | | | | | | B | I | 2 | 3=4+5 | 4 | 5 | 6 | 7 | 8=3-6-7 |
| 1102 | 06 | | | | | lilor descentralizate la nivelul comunelor, oraselor, municipiilor, sectoarelor si Municipiului Bucuresti | 14.772.000 | 8.787.000 | 8.200.031 | | 8.200.031 | 8.197.031 | | 3.000 |
| | | | | | | Sume defalcate din taxa pe valoarea adaugata pentru echilibrarea bugetelor locale | 5.011.150 | 3.075.000 | 3.075.000 | | 3.075.000 | 3.075.000 | | |
| 1202 | | | | | | ALTE IMPOZITE SI TAXE GENERALE PE SI SERVICII | | | | | | | | |
| 1202 | | | | | | ALTE IMPOZITE SI TAXE GENERALE PE SI SERVICII | 17.000 | 8.000 | 3.574 | -1.041 | 4.615 | 4.007 | | -433 |
| 1202 | 07 | | | | | Taxe hoteliere | 17.000 | 8.000 | 3.574 | -1.041 | 4.615 | 4.007 | | -433 |
| 1502 | | | | | | TAXE PE SERVICII SPECIFICE | | | | | | | | |
| | | | | | | TAXE PE SERVICII SPECIFICE | 6.000 | 1.000 | 452 | 11 | 441 | 437 | | 15 |
| | 01 | | | | | Impozit pe spectacole | 1.000 | 1.000 | 452 | 11 | 441 | 437 | | 15 |
| | 50 | | | | | Alte taxe pe servicii specifice | 5.000 | | | | | | | |
| 1602 | | | | | | TAXE PE UTILIZAREA BUNURILOR, AUTORIZAREA UTILIZARII BUNURILOR SAU PE DESFASURAREA DE ACTIVITATI | | | | | | | | |
| 1602 | | | | | | TAXE PE UTILIZAREA BUNURILOR, AUTORIZAREA UTILIZARII BUNURILOR SAU PE DESFASURAREA DE ACTIVITATI | 1.330.000 | 653.000 | 3.201.421 | 1.976.190 | 1.225.231 | 724.770 | | 2.476.651 |
| 1602 | 02 | | | | | Impozit pe mijloacele de transport | 848.000 | 423.000 | 2.833.338 | 1.763.198 | 1.070.140 | 604.869 | | 2.228.469 |
| | 01 | | | | | Impozit pe mijloacele de transport detinute de persoane fizice*) | 478.000 | 238.000 | 1.956.605 | 1.275.882 | 680.723 | 393.859 | | 1.562.746 |

| Capi- tol | Sub- capi- tol | Pa- ra- graf | Gru- pa / Titlu | Ar- ti- col | Ali- ne- at | Denumire indicator | Prevederi bugetare anuale aprobat la finele perioadei de raportare | Prevederi bugetare trimestriale cumulate | Drepturi constatate | | | Incasari realizate | Stingeri pe alte cai decat incasari | Drepturi constatate de incasat |
|--------------|----------------------|--------------------|-----------------------|-------------------|-------------------|--|--|---|---------------------|------------------------|--------------------|-----------------------|---|--------------------------------------|
| | | | | | | | | | Total, din care: | din anii precedenti | din anul curent | | | |
| A | | | | | | B | 1 | 2 | 3=4+5 | 4 | 5 | 6 | 7 | 8=3-6-7 |
| 4200 | 02 | | | | | SUBVENTII DE LA ALTE NIVELE ALE ADMINISTRATIEI PUBLICE | 667.560 | 549.560 | 90.801 | | 90.801 | 90.801 | | |
| 4202 | | | | | | SUBVENTII DE LA BUGETUL DE STAT SUBVENTII DE LA BUGETUL DE STAT | 667.560 | 549.560 | 90.801 | | 90.801 | 90.801 | | |
| | 34 | | | | | Subventii pentru acordarea ajutorului pentru incalzirea locuintei cu lemne, carbuni, combustibili petrolieri | 10.000 | 2.000 | 756 | | 756 | 756 | | |
| 4202 | 41 | | | | | Subventii de la bugetul de stat pentru finantarea sanatatii | 220.000 | 110.000 | 90.045 | | 90.045 | 90.045 | | |
| 4202 | 65 | | | | | Finantarea Programului National de Dezvoltare Locala | 437.560 | 437.560 | | | | | | |

Conducatorul institutiei

Conducatorul compartimentului
financiar-contabil

TOTAL JUDET

CONTUL DE EXECUTIE AL BUGETULUI LOCAL - CHELTUIELI
30/06/2015

Pag. 1

| Capi- tol | Sub- capi- tol | Pa- ra- graf | Gru- pa / Titlu | Ar- ti- col | Ali- ne- at | Denumire indicator | Credite de angajament | Credite bugetare | | Angajamente bugetare | Angajamente legale | Plati efectuate | Angajamente legale de platit | Cheltuieli efective |
|--------------|----------------------|--------------------|-----------------------|-------------------|-------------------|---|--------------------------|---|--------------------------|-------------------------|-----------------------|--------------------|------------------------------------|------------------------|
| | | | | | | | | anuale aprobrate la finele perioadei de raportare | trimestriale cumulate | | | | | |
| A | | | | | | B | 1 | 2 | 3 | 4 | 5 | 6 | 7=5-6 | 8 |
| 5002 | | | | | | TOTAL CHELTUIELI | | | | | | | | |
| | | | | | | TOTAL CHELTUIELI | | 36.807.000 | 20.199.520 | 31.396.982 | 25.760.037 | 16.081.299 | 9.678.738 | 12.3 |
| 5100 | | | | | | Partea I-a SERVICII PUBLICE GENERALE | | 3.918.200 | 2.166.700 | 3.038.881 | 2.357.983 | 1.165.654 | 1.192.329 | 1.2 |
| | 02 | | | | | AUTORITATI PUBLICE SI ACTIUNI EXTERNE | | | | | | | | |
| 5102 | | | | | | AUTORITATI PUBLICE SI ACTIUNI EXTERNE | | 2.827.000 | 1.480.000 | 2.818.881 | 2.177.775 | 1.094.775 | 1.083.000 | 1.1 |
| | | | | | 01 | Autoritati executive si legislative | | 2.827.000 | 1.480.000 | 2.818.881 | 2.177.775 | 1.094.775 | 1.083.000 | 1.1 |
| | | | | | 03 | Autoritati executive | | 2.827.000 | 1.480.000 | 2.818.881 | 2.177.775 | 1.094.775 | 1.083.000 | 1.1 |
| 5402 | | | | | | ALTE SERVICII PUBLICE GENERALE | | | | | | | | |
| | | | | | 05 | ALTE SERVICII PUBLICE GENERALE | | 1.091.200 | 686.700 | 220.000 | 180.208 | 70.879 | 109.329 | |
| | | | | | | Fond de rezerva bugetara la dispozitia autoritatilor locale | | 871.200 | 571.200 | | | | | |
| 5402 | 10 | | | | | Servicii publice comunitare de evidenta a persoanelor | | 220.000 | 115.500 | 220.000 | 180.208 | 70.879 | 109.329 | |
| 6000 | | | | | | Partea II-a APARARE, ORDINE PUBLICA SI SIGURANTA NATIONALA | | 205.000 | 98.000 | 205.000 | 154.416 | 68.823 | 85.593 | |
| | 02 | | | | | SIGURANTA NATIONALA | | | | | | | | |
| 6102 | | | | | | ORDINE PUBLICA SI SIGURANTA NATIONALA | | 205.000 | 98.000 | 205.000 | 154.416 | 68.823 | 85.593 | |
| | | | | | 03 | ORDINE PUBLICA SI SIGURANTA NATIONALA | | | | | | | | |
| | | | | | | Ordine publica | | 175.000 | 81.000 | 175.000 | 144.700 | 62.631 | 82.069 | |
| | | | | | 04 | Politie comunitara | | 175.000 | 81.000 | 175.000 | 144.700 | 62.631 | 82.069 | |
| | | | | | 05 | Protectie civila si protectia contra incendiilor (protectie civila nonmilitara) | | 30.000 | 17.000 | 30.000 | 9.716 | 6.192 | 3.524 | |

| Capi- tol | Sub- capi- tol | Pa- ra- graf | Gru- pa / Titlu | Ar- ti- col | Ali- ne- at | Denumire indicator | Credite de angajament | Credite bugetare | | Angajamente bugetare | Angajamente legale | Plati efectuate | Angajamente legale de platit | Cheltuieli efective |
|--------------|----------------------|--------------------|-----------------------|-------------------|-------------------|--|--------------------------|---|--------------------------|-------------------------|-----------------------|--------------------|------------------------------------|------------------------|
| | | | | | | | | anuale aprobrate la finele perioadei de raportare | trimestriale cumulate | | | | | |
| A | | | | | | B | I | 2 | 3 | 4 | 5 | 6 | 7=5-6 | 8 |
| 6500 | | | | | | | | | | | | | | |
| | 02 | | | | | Partea III-a CHELTUIELI SOCIAL-CULTURALE | | 19.601.800 | 12.068.820 | 15.071.101 | 12.641.148 | 10.042.547 | 2.598.601 | 10.0 |
| 6502 | | | | | | INVATAMANT | | | | | | | | |
| | | | | | | INVATAMANT | | 15.700.800 | 9.867.920 | 11.182.320 | 9.482.287 | 8.602.420 | 879.867 | 8.7 |
| | 03 | | | | | Invatamant prescolar si primar | | 4.263.190 | 2.787.460 | 3.320.110 | 2.584.550 | 2.400.606 | 183.944 | 2.4 |
| | | 01 | | | | Invatamant prescolar | | 2.012.456 | 1.340.920 | 1.670.570 | 1.200.551 | 1.104.574 | 95.977 | 1.1 |
| | | 02 | | | | Invatamant primar | | 2.250.734 | 1.446.540 | 1.649.540 | 1.383.999 | 1.296.032 | 87.967 | 1.3 |
| | 04 | | | | | Invatamant secundar | | 11.437.610 | 7.080.460 | 7.862.210 | 6.897.737 | 6.201.814 | 695.923 | 6.3 |
| | | 01 | | | | Invatamant secundar inferior | | 3.566.088 | 2.124.165 | 2.905.915 | 1.998.165 | 1.872.066 | 126.099 | 1.9 |
| | | 02 | | | | Invatamant secundar superior | | 7.245.332 | 4.552.335 | 4.552.335 | 4.506.443 | 3.972.221 | 534.222 | 4.0 |
| | | 03 | | | | Invatamant profesional | | 626.190 | 403.960 | 403.960 | 393.129 | 357.527 | 35.602 | 3 |
| 6602 | | | | | | SANATATE | | | | | | | | |
| | | | | | | SANATATE | | 667.000 | 353.000 | 655.797 | 524.632 | 239.759 | 284.873 | 2 |
| | 06 | | | | | Servicii medicale in unitati sanitare cu paturi | | 100.000 | 50.000 | 100.000 | 50.000 | 50.000 | | |
| 6602 | 06 | 01 | | | | Spitale generale | | 100.000 | 50.000 | 100.000 | 50.000 | 50.000 | | |
| | 08 | | | | | Servicii de sanatate publica | | 222.000 | 110.000 | 220.889 | 211.889 | 88.483 | 123.406 | |
| | 50 | | | | | Alte cheltuieli in domeniul sanatatii | | 345.000 | 193.000 | 334.908 | 262.743 | 101.276 | 161.467 | 1 |
| | | 50 | | | | Alte institutii si actiuni sanitare | | 345.000 | 193.000 | 334.908 | 262.743 | 101.276 | 161.467 | 1 |
| 6702 | | | | | | CULTURA, RECREERE SI RELIGIE | | | | | | | | |
| | | | | | | CULTURA, RECREERE SI RELIGIE | | 1.957.000 | 1.207.400 | 1.955.984 | 1.414.667 | 721.517 | 693.150 | 5 |
| | 03 | | | | | Servicii culturale | | 371.000 | 213.700 | 369.984 | 209.403 | 142.022 | 67.381 | 1 |
| | | 02 | | | | Biblioteci publice comunale, orasenesti, municipale | | 233.000 | 125.200 | 231.984 | 96.510 | 84.194 | 12.316 | |

| Capi- tol | Sub- capi- tol | Pa- ra- graf | Gru- pa / Titlu | Ar- ti- col | Ali- ne- at | Denumire indicator | Credite de angajament | Credite bugetare | | Angajamente bugetare | Angajamente legale | Plati efectuate | Angajamente legale de platit | Cheltuii efective |
|--------------|----------------------|--------------------|-----------------------|-------------------|-------------------|--|--------------------------|---|--------------------------|-------------------------|-----------------------|--------------------|------------------------------------|----------------------|
| | | | | | | | | anuale aprobat la finele perioadei de raportare | trimestriale cumulate | | | | | |
| A | | | | | | B | 1 | 2 | 3 | 4 | 5 | 6 | 7=5-6 | 8 |
| 7002 | | | | | | LOCUINTE, SERVICII SI DEZVOLTARE PUBLICA | | 3.225.000 | 976.000 | 3.225.000 | 1.472.998 | 322.739 | 1.150.259 | |
| | 06 | | | | | Iluminat public si electrificari | | 900.000 | 400.000 | 900.000 | 632.361 | 229.628 | 402.733 | |
| | 50 | | | | | Alte servicii in domeniile locuintelor, serviciilor si dezvoltarii comunale | | 2.325.000 | 576.000 | 2.325.000 | 840.637 | 93.111 | 747.526 | |
| 7402 | | | | | | PROTECTIA MEDIULUI | | | | | | | | |
| | | | | | | PROTECTIA MEDIULUI | | 1.975.000 | 970.000 | 1.975.000 | 1.765.770 | 763.150 | 1.002.620 | |
| | 05 | | | | | Salubritate si gestiunea deseurilor | | 1.975.000 | 970.000 | 1.975.000 | 1.765.770 | 763.150 | 1.002.620 | |
| | | 01 | | | | Salubritate | | 1.975.000 | 970.000 | 1.975.000 | 1.765.770 | 763.150 | 1.002.620 | |
| 8000 | | | | | | Partea V-a ACTIUNI ECONOMICE | | 7.882.000 | 3.920.000 | 7.882.000 | 7.367.722 | 3.718.386 | 3.649.336 | |
| 8002 | | | | | | ACTIUNI GENERALE ECONOMICE, SI DE MUNCA | | | | | | | | |
| 8002 | | | | | | ACTIUNI GENERALE ECONOMICE, SI DE MUNCA | | 50.000 | 30.000 | 50.000 | | | | |
| 8002 | 01 | | | | | Actiuni generale economice si comerciale | | 50.000 | 30.000 | 50.000 | | | | |
| | | 06 | | | | Prevenire si combatere inundatii si gheturi | | 50.000 | 30.000 | 50.000 | | | | |
| 8402 | | | | | | TRANSPORTURI | | | | | | | | |
| | | | | | | TRANSPORTURI | | 7.832.000 | 3.890.000 | 7.832.000 | 7.367.722 | 3.718.386 | 3.649.336 | |
| | 03 | | | | | Transport rutier | | 7.832.000 | 3.890.000 | 7.832.000 | 7.367.722 | 3.718.386 | 3.649.336 | |
| | | 03 | | | | Strazi | | 7.832.000 | 3.890.000 | 7.832.000 | 7.367.722 | 3.718.386 | 3.649.336 | |

| Capi- tol | Sub- capi- tol | Pa- ra- graf | Gru- pa / Titlu | Ar- ti- col | Ali- ne- at | Denumire indicator | Prevederi bugetare anuale aprobat la finele perioadei de raportare | Prevederi bugetare trimestriale cumulate | Drepturi constatate | | | Incasari realizate | Stingeri pe alte cai decat incasari | Drepturi constatate de incasat |
|--------------|----------------------|--------------------|-----------------------|-------------------|-------------------|--|--|---|---------------------|------------------------|--------------------|-----------------------|---|--------------------------------------|
| | | | | | | | | | Total, din care: | din anii precedenti | din anul curent | | | |
| A | | | | | | B | 1 | 2 | 3=4+5 | 4 | 5 | 6 | 7 | 8=3-6-7 |
| 3310 | | | | | | VENITURI DIN PRESTARI DE SERVICII SI ALTE ACTIVITATI | 8.541.055 | 4.860.645 | 4.544.022 | 482.923 | 4.061.099 | 4.039.341 | | 504.681 |
| 3310 | 05 | | | | | Taxe si alte venituri in invatamant | 16.600 | 34.700 | 8.111 | | 8.111 | 8.111 | | |
| | 08 | | | | | Venituri din prestari de servicii | 272.200 | 144.000 | 154.361 | 3.646 | 150.715 | 129.921 | | 24.440 |
| | 14 | | | | | Contributia elevilor si studentilor pentru internate, camine si cantine | 874.000 | 557.500 | 390.816 | 17.022 | 373.794 | 378.035 | | 12.781 |
| 3310 | 21 | | | | | Venituri din contractele incheiate cu casele de asigurari sociale de sanatate | 6.942.255 | 3.909.155 | 3.796.577 | 462.255 | 3.334.322 | 3.329.117 | | 467.460 |
| 3310 | 30 | | | | | Venituri din contractele incheiate cu directiile de sanatate publica din sume alocate de la bugetul de stat | 425.000 | 208.990 | 193.244 | | 193.244 | 193.244 | | |
| 3310 | 31 | | | | | Venituri din contractele incheiate cu directiile de sanatate publica din sume alocate din venituri proprii ale Ministerului Sanatatii | 11.000 | 6.300 | 913 | | 913 | 913 | | |
| 3610 | | | | | | DIVERSE VENITURI | | | | | | | | |
| | | | | | | DIVERSE VENITURI | 22.000 | 22.000 | 3.075 | 431 | 2.644 | 3.190 | | -115 |
| | 50 | | | | | Alte venituri | 22.000 | 22.000 | 3.075 | 431 | 2.644 | 3.190 | | -115 |
| 3710 | | | | | | TRANSFERURI VOLUNTARE, ALTELE DECAT SUBVENTIILE | | | | | | | | |
| 3710 | 03 | | | | | Varsaminte din sectiunea de functionare pentru finantarea sectiunii de dezvoltare a bugetului local | -170.000 | -142.000 | -27.404 | | -27.404 | -27.404 | | |
| 3710 | 04 | | | | | Varsaminte din sectiunea de functionare | 170.000 | 142.000 | 27.404 | | 27.404 | 27.404 | | |

| Capi- tol | Sub- capi- tol | Pa- ra- graf | Gru- pa / Titlu | Ar- ti- col | Ali- ne- at | Denumire indicator | Prevederi bugetare anuale aprobrate la finele perioadei de raportare | Prevederi bugetare trimestriale cumulate | Drepturi constatate | | | Incasari realizate | Stingeri pe alte cai decat incasari | Drepturi constatate de incasat |
|--------------|----------------------|--------------------|-----------------------|-------------------|-------------------|--|--|---|---------------------|------------------------|--------------------|-----------------------|---|--------------------------------------|
| | | | | | | | | | Total, din care: | din anii precedenti | din anul curent | | | |
| A | | | | | | B | 1 | 2 | 3=4+5 | 4 | 5 | 6 | 7 | 8=3-6-7 |
| 4510 | | | | | | CONTUL PLATILOR EFECTUATE SI SUME PRIMITE DE LA UE/ALTI DONATORI IN CONTUL PLATILOR EFECTUATE SI | | 132.300 | | | | | | |
| 4510 | 02 | | | | | Fondul Social European | | 132.300 | | | | | | |
| | | 01 | | | | Sume primite in contul platilor efectuate in anul curent | | 132.300 | | | | | | |

Conducatorul institutiei,

Conducatorul compartimentului
financiar-contabil

CONTUL DE EXECUTIE AL INSTITUTIILOR PUBLICE FINANTATE
DIN VENITURI PROPRII SI SUBVENTII DIN BUGETUL LOCAL - CHELTUIELI
30/06/2015

| Capi- tol | Sub- capi- tol | Pa- ra- graf | Gru- pa / Titlu | Ar- ti- col | Ali- ne- at | Denumire indicator | Credite de angajament | Credite bugetare | | Angajamente bugetare | Angajamente legale | Plati efectuate | Angajamente legale de platit | Cheltui efectiv |
|--------------|----------------------|--------------------|-----------------------|-------------------|-------------------|---|--------------------------|---|--------------------------|-------------------------|-----------------------|--------------------|------------------------------------|--------------------|
| | | | | | | | | anuale aprobrate la finele perioadei de raportare | trimestriale cumulate | | | | | |
| A | | | | | | B | 1 | 2 | 3 | 4 | 5 | 6 | 7=5-6 | 8 |
| 5010 | | | | | | TOTAL CHELTUIELI DIN VENITURI PROPRII SI SUBVENTII | | | | | | | | |
| 5010 | | | | | | TOTAL CHELTUIELI DIN VENITURI PROPRII SI SUBVENTII | | 9.671.155 | 5.514.245 | 8.741.295 | 7.996.919 | 3.995.715 | 4.001.204 | 4. |
| 6510 | | | | | | INVATAMANT | | | | | | | | |
| | | | | | | INVATAMANT | | 1.138.900 | 691.400 | 811.900 | 413.876 | 413.717 | 159 | |
| | | | | | | Invatamant prescolar si primar | | 619.500 | 402.500 | 523.000 | 267.572 | 267.413 | 159 | |
| | | | | | | Invatamant prescolar | | 619.500 | 402.500 | 523.000 | 267.572 | 267.413 | 159 | |
| | | | | | | Invatamant secundar | | 219.400 | 98.900 | 98.900 | 11.500 | 11.500 | | |
| | | | | | | Invatamant secundar inferior | | 14.000 | 12.800 | 12.800 | 105 | 105 | | |
| | | | | | | Invatamant secundar superior | | 205.400 | 86.100 | 86.100 | 11.395 | 11.395 | | |
| | | | | | | Servicii auxiliare pentru educatie | | 300.000 | 190.000 | 190.000 | 134.804 | 134.804 | | |
| | | | | | | Internate si cantine pentru elevi | | 300.000 | 190.000 | 190.000 | 134.804 | 134.804 | | |
| 6610 | | | | | | SANATATE | | | | | | | | |
| | | | | | | SANATATE | | 7.847.255 | 4.464.845 | 7.244.395 | 7.244.395 | 3.424.488 | 3.819.907 | 4. |
| | | | | | | Servicii medicale in unitati sanitare cu paturi | | 7.847.255 | 4.464.845 | 7.244.395 | 7.244.395 | 3.424.488 | 3.819.907 | 4. |
| 6610 | | | | | | Spitale generale | | 7.847.255 | 4.464.845 | 7.244.395 | 7.244.395 | 3.424.488 | 3.819.907 | 4. |
| 6710 | | | | | | CULTURA, RECREERE SI RELIGIE | | | | | | | | |
| | | | | | | CULTURA, RECREERE SI RELIGIE | | 377.000 | 174.000 | 377.000 | 89.667 | 41.794 | 47.873 | |
| | | | | | | Servicii culturale | | 15.000 | 15.000 | 15.000 | | | | |
| | | | | | | Case de cultura | | 15.000 | 15.000 | 15.000 | | | | |
| | | | | | | Servicii recreative si sportive | | 80.000 | 61.500 | 80.000 | 62.571 | 34.040 | 28.531 | |
| | | | | | | Sport | | 80.000 | 61.500 | 80.000 | 62.571 | 34.040 | 28.531 | |

| Capi- tol | Sub- capi- tol | Pa- ra- graf | Gru- pa / Titlu | Ar- ti- col | Ali- ne- at | Denumire indicator | Credite de angajament | Credite bugetare | | Angajamente bugetare | Angajamente legale | Plati efectuate | Angajamente legale de platit | Cheltui efectiv |
|--------------|----------------------|--------------------|-----------------------|-------------------|-------------------|--|--------------------------|---|--------------------------|-------------------------|-----------------------|--------------------|------------------------------------|--------------------|
| | | | | | | | | anuale aprobrate la finele perioadei de raportare | trimestriale cumulate | | | | | |
| A | | | | | | B | 1 | 2 | 3 | 4 | 5 | 6 | 7=5-6 | 8 |
| 6710 | 50 | | | | | Alte servicii in domeniile culturii, recreerii si religiei | | 282.000 | 97.500 | 282.000 | 27.096 | 7.754 | 19.342 | |
| 7010 | | | | | | LOCUINTE, SERVICII SI DEZVOLTARE PUBLICA | | 295.000 | 176.000 | 295.000 | 248.981 | 115.716 | 133.265 | |
| | 04 | | | | | Servicii si dezvoltare publica | | 190.000 | 122.200 | 190.000 | 163.911 | 79.106 | 84.805 | |
| | 50 | | | | | Alte servicii in domeniile locuintelor, serviciilor si dezvoltarii comunale | | 105.000 | 53.800 | 105.000 | 85.070 | 36.610 | 48.460 | |
| 8310 | | | | | | AGRICULTURA, SILVICULTURA, SI VANATOARE | | | | | | | | |
| 8310 | | | | | | AGRICULTURA, SILVICULTURA, SI VANATOARE | | 13.000 | 8.000 | 13.000 | | | | |
| 8310 | 03 | | | | | Agricultura | | 13.000 | 8.000 | 13.000 | | | | |
| | 30 | | | | | Alte cheltuieli in domeniul agriculturii | | 13.000 | 8.000 | 13.000 | | | | |